

LIVE TO PLAY LIVE®



M199 TAP TEMPO SWITCH



jimdunlop.com

92503018870REVA

M199 TAP TEMPO SWITCH

DESCRIPTION

- Adjustable tip/ring configuration
- Ruggedly built, road-ready construction
- Can be used with a variety of pedal types

POWER

The MXR Tap Tempo Switch requires no battery or power supply.

DIRECTIONS

- Run an instrument cable from your pedal's external switch jack to the M199's INPUT jack.
- The EP103 Echoplex® Delay only requires a normal instrument cable when connected to the M199, but other pedals may require a different type, such as a TRS cable. Consult your pedal's manual to be sure.
- Tap your foot on the FOOTSWITCH to your desired tempo.

INTERNAL SWITCHES

The M199 is factory-set to work with the Echoplex Delay. Check your pedal's user manual to see its tip/ring cable requirements. To adjust the M199's tip/ring setup, remove bottom plate to access internal switches. See Diagram A for switch configurations.

CONTROLS

- 1 FOOTSWITCH sets delay tempo

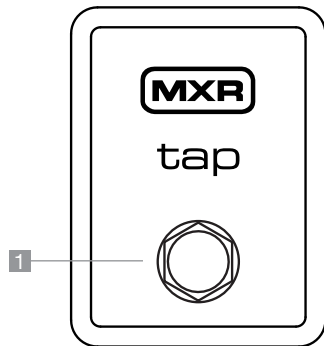
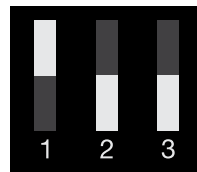


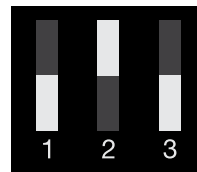
DIAGRAM A

Factory setting is SWITCH 1 UP for use with Echoplex Delay.



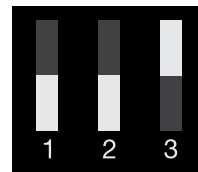
SWITCH 1 UP

Tip to Ground



SWITCH 2 UP

Ring to Ground



SWITCH 3 UP

Tip & Ring to Ground