



PS2A

Phantom Power

User Guide

Specifications

Operating voltage

AC 100~240V (50~60 Hz)

Dc output

48+/- 2V

Signal separability

>= 95dB

Current output

Max 2x6.5 mA (short circuit)

Undulatory voltage

<=0.15m V

Power consumption

2VA

RoHS

The PS2A including the product and packages follow the instruction of EU 2002/95/EC and comply to RoHS.

Dimensions

160mm X130mm X 56mm(6.3X5.1X2.2 in)

Net weight

1400 grams (43.4 oz.)

- PS2A phantom power unit could be used to power 2ps of condenser microphone or a pair of stereo condenser microphone.

- Very low undulation and background noise output (lower than common mixer's phantom unit around -120dB) system.



- Fit to power any condenser microphone by 48V particularly for operating CM-2, CM-5, CM-8 series microphone of SUPERLUX, it cause low noise natural sound obtainable.


- High durability even in use continuously.



- Wide powered range adaptable AC 100V~240V (50~60Hz) ON/OFF switch attached.

Supplied accessory


Supplied with Φ 6.5mm X 1.8M power cable (with option on "U" plug of US. Standard or "E" plug of Eur. Standard attached)




Representative use



CM series recording microphone



SMKH8K stereo microphone



S241 recording/instrument microphone S125 handheld microphone



ECM999 Measurement microphone PRA518 Conference microphone

Knowing your microphone

Superlux provides variety selection of microphones for professionals and amateurs. To know your microphone is the first step to successful result.

Type of transducer



Dynamics

Durable and simple structure, operates in all kinds of environments. A good dynamic microphone is capable to operate at very high sound pressure level without distortion. Due to structure limit, dynamics cannot be built as small as condenser, but dynamics doesn't require power to operate.



Condenser

Extremely light weight diaphragm, very sensitive to sound. Very small versions available for hiding applications. High performance condenser microphones are regarded as standard equipment of recording studios for extreme detail capturing. Operates with power, such as phantom or battery.

Powering microphone

Condenser microphones work with power. Professional standard is 48VDC phantom power. Some microphones work with lower voltage as low as 1.5VDC, such as battery power model.

Distance to source

Close miking or distant miking sound very differently. Vocal recording or live performance practice close miking mostly. Suitable proximity effect is one desired target, and lower feedback problem is another factor for live sound application.

While distant miking is common practice for recording, especially stereo pair recording with large group of performers, such as orchestra or choir.

Distant miking generally picks up less bass section with pressure gradient type of microphone (cardioid, figure-8, shotgun...) due to acoustic nature and lack of proximity effects.

Rich bass with distant miking can be recorded with pressure type of microphone (Omni), which performs the same frequency response with close or distant pick-up.

Mounting the microphone

Pressure gradient microphone is very sensitive to vibration. Suitable shock mount for high performance microphone is necessary for extreme low noise recording. Sturdy stand can set the microphone exactly at the sweet spot and keep it there. Choose heavy duty microphone stand for studio condenser microphone which weights much more than handle microphone.

Superlux provides wide range of microphone stands for various demands. Big Foot Willie is specially developed for large condenser microphones that able to support 2 large microphones with stereo bracket for single point stereo recording.

Extension foot on all the 'E' versions serve to mount heavy studio microphone in limit space live sound applications.



Shanghai · Shenzhen · Taipei

GOANG-FANN CO.,LTD.

3F, No. 7, Alley 2, Lane 342, Fu-Der 1st Road
Hsichih, Taipei, Taiwan
Tel: 886-2-2693 1323
Fax: 886-2-2694 8990
E-mail: sales@superlux.com.tw
Http://www.superlux.com.tw